

Rocket Party Favors

Crafter Level: Easy
Time Needed: 15 minutes

What you'll need

To make 1 party favor:

- 1 empty toilet paper roll
- 1 pattern printable
- 1 rocket top template
- 1 sheet of red or blue card-stock weight paper
- White or orange tissue paper
- Small wrapped candies
- White or orange curly ribbon (to match tissue paper)
- Glue or double-stick tape
- Thin dowel or chopstick

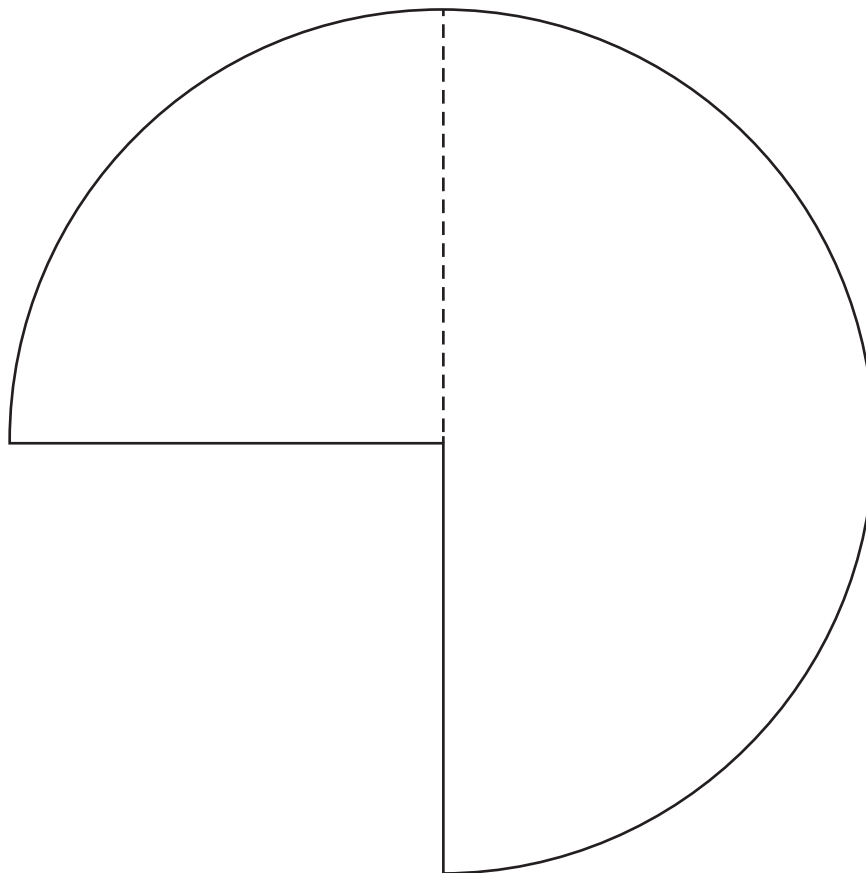



How to make it

1. Measure the height of your toilet paper roll and cut your pattern printable the same height. Wrap the paper around the roll and tape or glue ends to secure.
2. Using Rocket Top Template provided, cut a rocket top shape from red or blue card-stock weight paper. Form into a cone shape. Tape or glue where cone overlaps and set aside to let dry.
Tip: Use your toilet paper roll as a guide for the bottom diameter of the rocket top cone. You'll want the bottom of the cone to cover and overlap the toilet paper roll by about ¼ inch all the way around.
3. Place the rocket top over one end of the toilet paper roll and glue to secure. Let dry.
4. Cut one piece of tissue paper in half (to make it about 20 inches x 15 inches) and fill the center with a handful of wrapped candies—enough to fill the toilet paper roll.
5. Gather the tissue paper around the candy and guide it into the open end of the toilet paper roll with the tissue paper ends trailing out the bottom of the roll. Tie curly ribbon around the tissue paper ends to keep the candy inside the roll. (Don't tie too tight; you'll need room for the next step.)
6. Insert wooden dowel or chopstick into the rocket through the center of the tied tissue paper bundle.

Rocket Top Template

Cut along solid line, then form a cone and tape or glue at dotted line.





© 2013 Hallmark Licensing, LLC. All rights reserved.
This template is for personal use only, not commercial use.



© 2013 Hallmark Licensing, LLC. All rights reserved.
This template is for personal use only, not commercial use.

O! SAY CAN YOU SEE BY THE DAWN'S EARLY LIGHT,



WHAT SO PROUDLY WE HAILED AT THE TWILIGHT'S LAST GLEAMING,



WHOSE BROAD STRIPES AND BRIGHT STARS THROUGH THE PERILOUS FIGHT,



O'ER THE RAMPARTS WE WATCH'D, WERE SO GALLANTLY STREAMING?

AND THE ROCKETS' RED GLARE, THE BOMBS BURSTING IN AIR,



GAVE PROOF THROUGH THE NIGHT THAT OUR FLAG WAS STILL THERE;



O! SAY DOES THAT STAR-SPANGLED BANNER YET WAVE,




O'ER THE LAND OF THE FREE, AND THE HOME OF THE BRAVE?





© 2013 Hallmark Licensing, LLC. All rights reserved.
This template is for personal use only, not commercial use.



Hallmark

© 2013 Hallmark Licensing, LLC. All rights reserved.
This template is for personal use only, not commercial use.

