

hoops&yoyo  
present


# Talkin' Turkey

with

## Turkey Tom

the

## Talkin' Turkey



...SO THEN THE  
FARMER'S ALL LIKE,  
"YOU SHOULD TOTALLY  
COME OVER FOR THANKSGIVING  
DINNER" AND I'M ALL LIKE,  
"WELL, OK, WHAT SHOULD I  
BRING" AND HE GOES,  
"JUST BRING YOURSELF"!  
SO THEN I'M ALL LIKE,  
"WHAT"? AND HE'S ALL  
LIKE, "YEAH"! SO THEN  
I GO, "ARE YOU SURE"?  
AND HE'S ALL LIKE,  
"DEFINITELY"!




wow!  
i didn't think  
turkeys had  
THAT much on  
their minds!




mmmm...  
turkey...

make your very own talking turkey puppet for thanksgiving!


# INSTRUCTIONS




Cut along solid lines and score along dotted lines.




Pre-fold along dotted lines.




Double-stick tape together the two flaps that make up the handle on each piece.




Starting with the beak, double-stick tape the tabs together.




Work around the entire head, attaching the inside tabs together.



Finally, tape together the hat, handle and wattle.




To operate, hold handle between the thumb and middle finger.



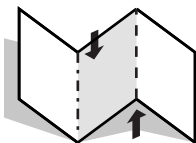
Place the index finger on the crease at back of head, push down and release.

# Left Side of Turkey Head



----- = Fold Back

..... = Fold Forward



--- = Fold Back

----- = Fold Forward

