


valentine streamer



1. cut out shapes along solid lines.
2. fold in half along dotted lines.
3. arrange shapes to spell happy valentine's day.
4. insert ribbon or string at folds.
5. tape or glue pieces closed if ya want.
6. hang it up and smiiiile!



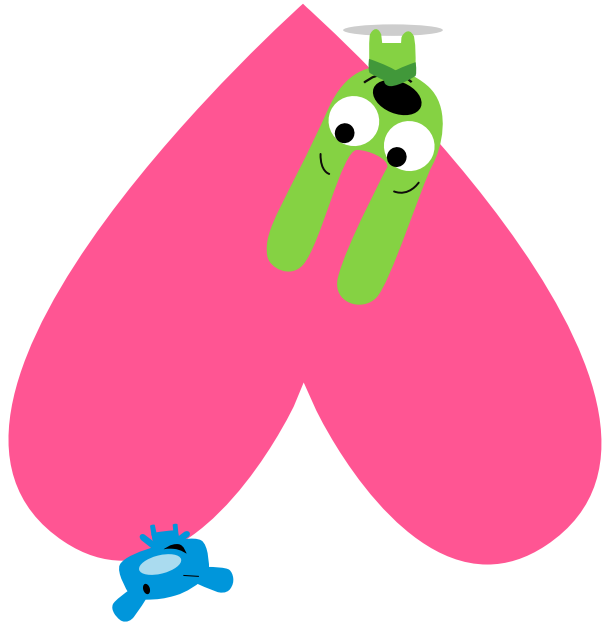
www.hoopsandyoyo.com

© 2013 Hallmark Licensing, LLC









Valentine's



Valentine's

